



## ORIENTATION HANDBOOK FOR AGENCY STAFF

January 2018



### A message from Carmel

To begin with, I would like to welcome you to the Blackrock Clinic. It is our intention that you are as familiar as is possible with our hospital and the way we work. In order to help you achieve this we have put together this pocket book, which will act as a guide to assist you when you are here.

It is important that you read this guide and familiarise yourself with the essential aspects of clinical environment as well as policies and procedures prior to commencing duty. For example, certain responsibilities can be undertaken by an agency staff **only in conjunction** with a Blackrock Clinic employed staff. Please check with the Manager in each area for clarification.

However, as much as we try, this booklet will not be able to answer all the questions that you will have. So please ask the staff that you are working with about anything that you are unsure about.

I do hope that you will enjoy working with us here at the Clinic. We certainly appreciate you.

Yours sincerely

**Carmel Mangan**  
**Matron**

## OUR MISSION STATEMENT

In order to understand us as an organisation we have a Mission Statement.

### **OUR VISION**

Clinical Excellence  
Personal Care

### **OUR MISSION**

Blackrock Clinic is committed to delivering the highest standards of patient care through:

- Compassionate care for our patients and their families.
- Engaging competent, skilled consultants and staff.
- Creating a professional environment through team work and respect.
- Investing in education and leading technology to maintain a culture of continuous development.

## NURSES

Nurses are advised by the Nursing Midwifery Board of Ireland to practice within the limits of their training, education and competence. Individual nurses allocated to Blackrock Clinic must consider their own accountability and duty of care as they practice on a day-to-day basis and make decisions regard to their scope of practice.

***The Nursing Midwifery Board of Ireland  
2006***

## DOCTORS

Doctors assigned to duty at Blackrock Clinic should at all times adhere to “A Guide to Ethical Conduct and Behaviour” produced by the Irish Medical Council.

***6<sup>th</sup> Edition  
2004***

## QUICK TIPS

All four wards have a similar layout so once you become familiar with one, transferring to another ward will be easy. There are two nurses' stations on each ward which are situated at halfway points. Ward receptionists are on duty during the day and this is where you will find them.

There are two utility rooms on each side of each floor. We call one a clean utility and the other a dirty utility. The clean utility rooms are clearly marked. All the consumables that the unit requires are stored here.

Omnicell is located at the nurse' station.

A doctor writing a prescription should ensure that the prescription is legible, dated and signed.

### **Medical Records**

Doctors must record clearly, accurately and timely in the medical record. Each entry must be dated, timed and signed.

**Patient charts** are stored at the nurse's station.

### **Care planning and documentation**

Each unit will contain nursing documentation in the form of a care pathway. This pathway will map out the patient journey day-by-day. Please consult with a member of staff who will help familiarise you with these documents.

### **Policy and Protocol**

All policies and procedures are recorded in an electronic format. Please ask your local Manager for details.

## INFECTION CONTROL

We have a Clinical Nurse Specialist in Infection Control. Standard precautions must be adhered to. A comprehensive infection control manual is available on each Unit. The most important element in the control of infection is hand hygiene. Wearing gloves does not supersede hand washing. Soap and water is sufficient for the majority of procedures. Hand gel is widely available and should be used when

entering and leaving rooms. No hand jewellery can be worn whilst at work (excluding plain wedding bands).

### Confidential documentation

There is a special container in each clinical area for the disposal of confidential paper. This is clearly marked and you will see it at the nurses' station.

### The Nurse Call System

The Nurse Call System is in place. This will be demonstrated to you when you report for duty.

### Emergency/Cardiac Arrest

In the event of a cardiac arrest press the blue button on the wall panel in the patient's room ensuring that the green presence button is also activated.

Alternatively, dial 3333 and state the exact location of the cardiac arrest using the patient's phone.

The Cardiac Arrest Trolley is on each floor and there is a Paediatric Trolley which is located on PFU. Please familiarise yourself with its location when you arrive on duty.

### Phlebotomy Services

Phlebotomy	Mon – Thurs 7.00 am – 7.00 pm Fri 7.00 am – 5.00 pm	Sat 7.00 am – 15.00 am (routine) Sun 7.00 am – 12.00 am (routine) 12.00 pm – 5.00 pm (admission)
Cannulation	Mon – Thurs 7.00 am – 5.00 pm Fri 7.00 am – 3.00 pm	Sat 7.00 am – 15.00 am (routine) Sun 7.00 am – 12.00 am (routine) 12.00 pm – 5.00 pm (admission)

- Out-Patient Phlebotomy: Admissions after Friday 3.00 pm can be referred here for phlebotomy only.
- For all other hours, cannulation & blood taking to be done by RMO.

### RMO Phlebotomy Trolleys

- Available on all 5 main wards.

- Please keep it clean & safe, disposing of all sharps into the sharp bins and wiping up any blood spills.

### FIRE SAFETY

Fire escape routes, fire extinguishers and break glass point locations are displayed on a safety notice on each floor. If you discover a fire:

**R.A.C.E.** Is a common term in current usage for Fire Safety.

- |                     |  |
|---------------------|--|
| <b>R – Rescue</b>   | any patient in danger from smoke or fire.  |
| <b>A – Alarm</b>    | activate the alarm by Break Glass Unit or dial 4444 to raise alarm with Reception. |
| <b>C – Contain</b>  | shut all doors and close any window that are open.                                 |
| <b>E – Evacuate</b> | evacuate the area if instructed to do so.  |

### Use of Fire Extinguisher

**P.A.S.S.** Is a common term currently used to help you remember how to use a fire extinguisher.

- |          |                |   |
|----------|----------------|---|
| <b>P</b> | <b>Pull</b>    | the pin (break the lock) on the extinguisher.                                 |
| <b>A</b> | <b>Aim</b>     | the nozzle at the base of the fire.   |
| <b>S</b> | <b>Squeeze</b> | the trigger of the extinguisher   |
| <b>S</b> | <b>Sweep</b>   | the solution back and forth at the base of the fire to extinguish the flames. |

We have regular fire drills here at the hospital. Every Friday at 08.45 am a fire alarm test is carried out.

### HOW TO OPERATE THE BLEEP/PAGING SYSTEM

Staff who work in various locations throughout the hospital will carry a bleep so that you can communicate with them when you need to. To activate the paging system, follow these steps: -

Dial 51 then press 1 to page, followed by the number you wish to page and lastly enter the extension you wish that person to phone you at. Sounds confusing but it is really quite easy when you go to do it!

For example Matron carries bleep number 04, therefore to contact her you would dial 51 then press 1, followed by 04 then enter the extension

you are currently at. You can also speak directly through the pager. The window to speak lasts several seconds therefore you must keep your message brief further explanations can be given when the person contacts you.

***Do not discuss confidential information over the paging system, this includes patients' names.***

The paging system has a voice operator that assists you as you are paging so do not worry about trying to remember how the system works when you dial 51 you will hear a voice that will guide you. A number of people carry bleeps and the information is available at the nurse station.

### **Contacting Consultants**

If you wish to contact a Consultant please liaise with the Clinical Nurse Manager or Blackrock Clinic staff nurse. The telephone numbers of the consultants are listed at each station. Do not give consultants contact details to anyone.



## GUIDE TO OUR CLINICAL AREAS

### Patrick Fitzgerald Unit

Generally referred to as PFU/Fitzgerald. It is also located on the first floor. It has 39 beds, they are numbered from 101 – 141. There are two sleep study rooms and an analysis room on PFU.

There are two nurses stations on this floor.

☎ 4351 / 4352 (rooms 101 – 120)

☎ 1185 / 1186 (rooms 121 – 140)

### Florence Nightingale Unit General

Generally referred to as **FNU General**. Located on the second floor and has 23 beds, they are numbered from rooms 217 – 239.

☎ 4465 / 1286 (rooms 217 – 239)

### Florence Nightingale Unit Oncology

Generally referred to as **FNU Oncology**. Located on the second floor and has 15 beds, they are numbered from **rooms 201 – 216**.

☎ 4355 / 4356 (**rooms 201 – 216**)

Oncology Day Unit - 6 bedded Day Unit. This Unit is open from Monday – Friday.

☎ 4226 (Oncology Day Unit)

## William Stokes Unit

Generally referred to WSU or Stokes. Is located on the fourth floor and is where you will find our cardiac patients.

There are 30 beds on this ward numbered from 401 – 440.

There are two nurses' stations on this floor.

☎ 4379 / 4380 Surgical side (rooms 401 - 420)

☎ 1480 / 1481 Medical side (rooms 421 – 440)

## Abraham Colles Unit

Generally referred to as ACU or Colles for short. It is located on the third floor and is where you will find our **orthopaedic / neuro patients**.

There are two nurses stations on this floor.

There are 39 beds on this ward numbered from 301 – 340. There are two nurses' stations on the floor.

☎ 3057 (room 301 – 320)

☎ 4324 / 4325 (rooms 321 – 340)

## Intensive Care

The ICU is located on the lower ground floor adjacent to the recovery room area and has 12 beds.

☎ 4353

## The Day Unit

Is located on the fifth floor. The day unit has 31 beds and houses two endoscopy rooms and three minor procedure rooms.

Minors

☎ 4326 / 4327


### **Theatre 5<sup>th</sup> Floor**

We have three operating suites located on the 5<sup>th</sup> floor.

 1509 / 1510


### **Theatre (lower ground floor)**

We have a total of six operating suites located on the lower ground floor. This area is a restricted zone and can only be accessed wearing theatre scrubs, which are provided in the theatre changing rooms.

 4386 / 3031


### **Angiography Day Unit**

Located in the clinic building adjacent to Radiology. We have two cardiac angiography suites and a dedicated 12 bedded area attached. Patients recover from their angiography procedures in this area prior to discharge. This area is closed overnight.

 4278 / 3020

### **Eye Department**

Is the area where we carry out eye laser procedures. It's located on the lower ground floor. This area is open Monday to Friday, it is closed overnight.

 4337 / 4338

### **DOSA**

Day of Surgery Admission Unit is located on the lower ground floor. Patients are admitted preoperatively in this unit.

 1490 / 3223

## AGENCY STAFF CHECKLIST

### **Nursing Staff Checklist:**

The following to be checked immediately when reporting on duty: -

- Report to the Manager or Person in charge
- Sign in agency log
- Location of Omnicell
- Location of crash trolley & Cardiac Arrest activation
- Location of the emergency exits & Fire Policy
- Sign "orientation to ward" document

### **Doctors Checklist:**

The following to be checked immediately when the doctor is reporting on duty:-

- Report to the Matron or Senior Nurse in charge
- Sign for confirmation of duty
- Location of the emergency exits & Fire Policy

## HOW TO GET TO BLACKROCK CLINIC

The Clinic is situated on the Rock Road, Blackrock, Co. Dublin, and is easily accessible by public or private transport.

Buses 7 and 7a depart from O'Connell Street and stop directly opposite the Clinic entrance. Buses also depart from Dalkey, Loughlinstown and Sallynoggin and service the Dun Laoghaire district not far from the Clinic.

For Bus information, phone 01 836 6111.

The DART train service stop at Booterstown and Blackrock Station, both short walking distances from the Clinic. For DART information, phone 01 873 4222.

There are extensive bicycle paths along the Rock Road. Bicycle parking is available on the Clinic grounds.

There is limited car parking available at the Clinic due to high demand. An agency nurse who has parked his/her car on the Clinic grounds must enter name, car registration number and name of ward on which he/she is working, into the visitors parking book at Reception.